

# DOUXO® SEBORRHEA

## FOR THE MANAGEMENT OF SEBORRHEA

Your veterinarian has recommended DOUXO® Seborrhea (pronounced "Duke-so") to help heal and restore your pet's skin barrier. A strong barrier helps your pet's skin defend itself against things such as allergens, bacteria and yeasts.

**DOUXO® is the #1 topical brand used and recommended by veterinarians for dogs and cats with seborrheic dermatological diseases.<sup>1</sup>** DOUXO® contains a unique molecule called Phytosphingosine (PS). It's a pro-ceramide that helps rebuild the natural ceramides found in your pet's skin barrier, which are critical in helping keep the skin healthy.



Available in  
200 mL, 500 mL

### DOUXO® Seborrhea Shampoo

*Active ingredient: Phytosphingosine HCl 0.1%*

- Antibacterial
- Gently cleanses the skin
- Soap-free
- Green tea fragrance



Available in 200 mL

### DOUXO® Seborrhea Mousse

*Active ingredient: Phytosphingosine HCl 0.2%*

- Antibacterial
- Boswellia Gum Extract has anti-inflammatory properties
- Leave-on mousse for treatment between baths
- Green tea fragrance



Available in 200 mL

### DOUXO® Seborrhea Micro-emulsion Spray

*Active ingredient: Phytosphingosine HCl 0.2%*

- Antibacterial
- Boswellia Gum Extract has anti-inflammatory properties
- Micro-emulsion technology helps product travel over the surface of the skin
- Helps with odor control
- Green tea fragrance

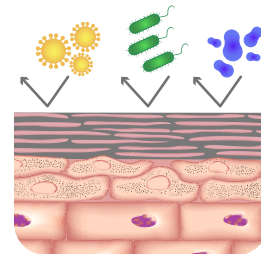


## DOUXO® Seborrhea Products:

- Help manage dry, combination, or scaly skin
- Help maintain normal production of sebum and skin cell turnover
- Moisturize
- Help restore the skin barrier from the outside in

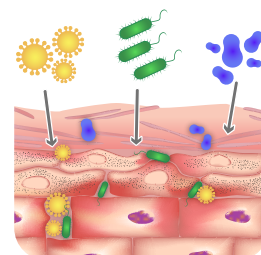
## A HEALTHY SKIN BARRIER

- Retains moisture
- Maintains normal bacterial and yeast flora
- Prevents penetration of allergens
- Ensures normal cell turnover



## EFFECTS OF A DEFECTIVE SKIN BARRIER








- Dry skin
- Bacteria and yeast overgrowth
- Allergen penetration
- Abnormal cell turnover










## Your Recommended Application Method

Ask your veterinarian to indicate the proper protocol for your pet.








**INITIAL PROTOCOL** Rounds of treatment: \_\_\_\_

<input type="radio"/>							
DAY:	1	4	7	10	13	17	20
DATES:	____	____	____	____	____	____	____





  

<input type="radio"/>							
DAY:	1	4	7	10	13	17	20
DATES:	____	____	____	____	____	____	____


  

<input type="radio"/>							
DAY:	1	4	7	10	13	17	20
DATES:	____	____	____	____	____	____	____

**MAINTENANCE PROTOCOL** Rounds of treatment: \_\_\_\_

				
WEEK:	1	2	3	4
DATES:	____	____	____	____

Veterinarian:  
Draw arrows to indicate where to apply product.



## How To Apply Your Recommended Product

### Shampoo (soap-free, low-lather shampoo. Do not overapply.)

Before bathing, gently remove all tangles and mats. Use cool water to wet your pet's fur from the neck down avoiding the eyes and inside of ears. Place a small amount of shampoo on your hands and gently massage onto areas of the body with skin abnormalities. Next, massage shampoo on the remainder of the body, sparing the head and ears. Ensure shampoo reaches the skin. Leave the shampoo on for 10 minutes. Rinse with cool water until the water runs clear.

### Micro-emulsion Spray (Shake well before use.)

Brush the hair coat against the natural fur growth, then spray the product by holding the pump approximately 12 inches from the pet's body. The product will disperse naturally. Do not overapply.

Dosage: 1 spray per 10 lbs. of body weight. Dosage may be doubled for long-haired breeds.

Note: Approximately 400 sprays per bottle

### Mousse (Shake well before use. Brush the hair coat then apply on dry hair.)

**For localized application:** Dispense 1 to 2 pumps in the hand and then apply on the targeted area, massage into the skin until fully penetrated. Do not rinse. Let air dry. Once dry, brush the hair coat again.

**For whole body application:** Dispense 1 or 2 pumps in the hand and then apply on the skin and hair. Massage into the skin until fully penetrated. Repeat as many times as necessary to cover the whole body, avoiding areas around the eyes and mouth. Do not rinse. Let air dry. Once dry, brush the hair coat again.

Dosage: Under 11 lbs: 1 pump per 2 lbs • 11-88 lbs: 1 pump per 4 lbs • Over 88 lbs: 1 pump per 6 lbs  
Dosage can be doubled for long-haired breeds.

Note: Approximately 150 pumps per bottle.

If too much product is applied, hair/skin may be tacky for a short period of time.