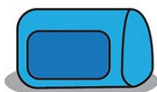


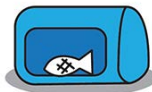


## CAT OWNER HANDOUT

# Get Your Cat Used to the Carrier in Advance of Travel



**1** Place carrier with door open in location of home where cat is more comfortable and takes interest in exploring it.



**2** Place some of cat's belongings in carrier (e.g. bedding) for familiar scent.

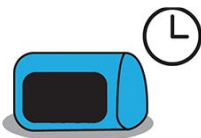


**5** When cat is comfortable, shut door and leave cat in carrier for a short time. Reward cat with treats for staying relaxed.

**3** Reward cat with treats for entering carrier. This may encourage cat to enter and leave at will.

**6** If cat shows signs of stress, stop training and return to previous step.

**4** If cat is still hesitant to enter carrier, consider luring with a toy.



**7** Gradually increase time cat remains in carrier. To avoid unfamiliar sights, place towel or blanket over carrier to provide some comfort.



**8** Once fully relaxed, begin lifting and walking with cat while in carrier, eventually leading to car.



**9** Best time to place carrier in car is when car is turned off and car door is open.

